

SWE 60UF

MINI-SIZED EXCAVATOR



SUNWARD INTELLIGENT EQUIPMENT CO.,LTD.

Add: Sunward Intelligent Industrial Park, Xingsha, Changsha, 410100, China.
Tel: (0086-731) 83572 828 E-mail: international@sunward.com.cn
Web: www.sunward.com.cn

SUNWARD EUROPE HEAVY INDUSTRY N.V

Add:Nijvenheidsark 3,3580
Beringen,Belgium
Tel:(0032-011)434666
E_mail:eu@sunward.cc

Please read the manual book and maintenance book before operation, changes are periodically added to the information, and Sunward may change the products or services described in this book at any time without announcement. All rights of this manual book reserve to Sunward. SUNWARD Internal Use Only

SWE 2018-10


Engine Power: 36.2 kw
Machine Weight: 5,630 kg
Bucket Capacity: 0.18~0.26 m³

**Coordinated, unified,
flexible and handsome**





Compact and Flexible

The zero-tail swing body is easy and comfortable in the wall-side construction and perfectly performs corner construction with the deflection of the working device.



Well-equipped auxiliary pipeline

The standard auxiliary pipeline and hydraulic quick hitch pipeline can replace manpower and meet the needs of various auxiliary requirement.





Control in Comfort and Noise-free Space

Adjustable suspension seat

Large suspension seat, with adjustable stiffness of shock absorber, adaptability to different weights, ergonomic design, and spacious operating space, reduces driver fatigue.



Comfortable operation environment

Spacious space and view of enlarged front windscreen and sunroof are provided to ensure a comfortable driving experience.



Safe driving space

A frame supported cab with Fops/Tops safety certificate and a top protective frame (standard configuration) are provided to effectively protect the safety of drivers.



Electro-hydraulic proportional handle

Standard right electro-hydraulic proportional handle (right) and thumb dial design make auxiliary equipment under control easier.



Enjoy noiseless man-machine atmosphere

The clearance is treated with hidden sealing tape, which can effectively reduce noise and dust and allow the driver enjoy comfortable man-machine control

High-end configuration
allows easy operations



Excellent flat ground micro-control performance

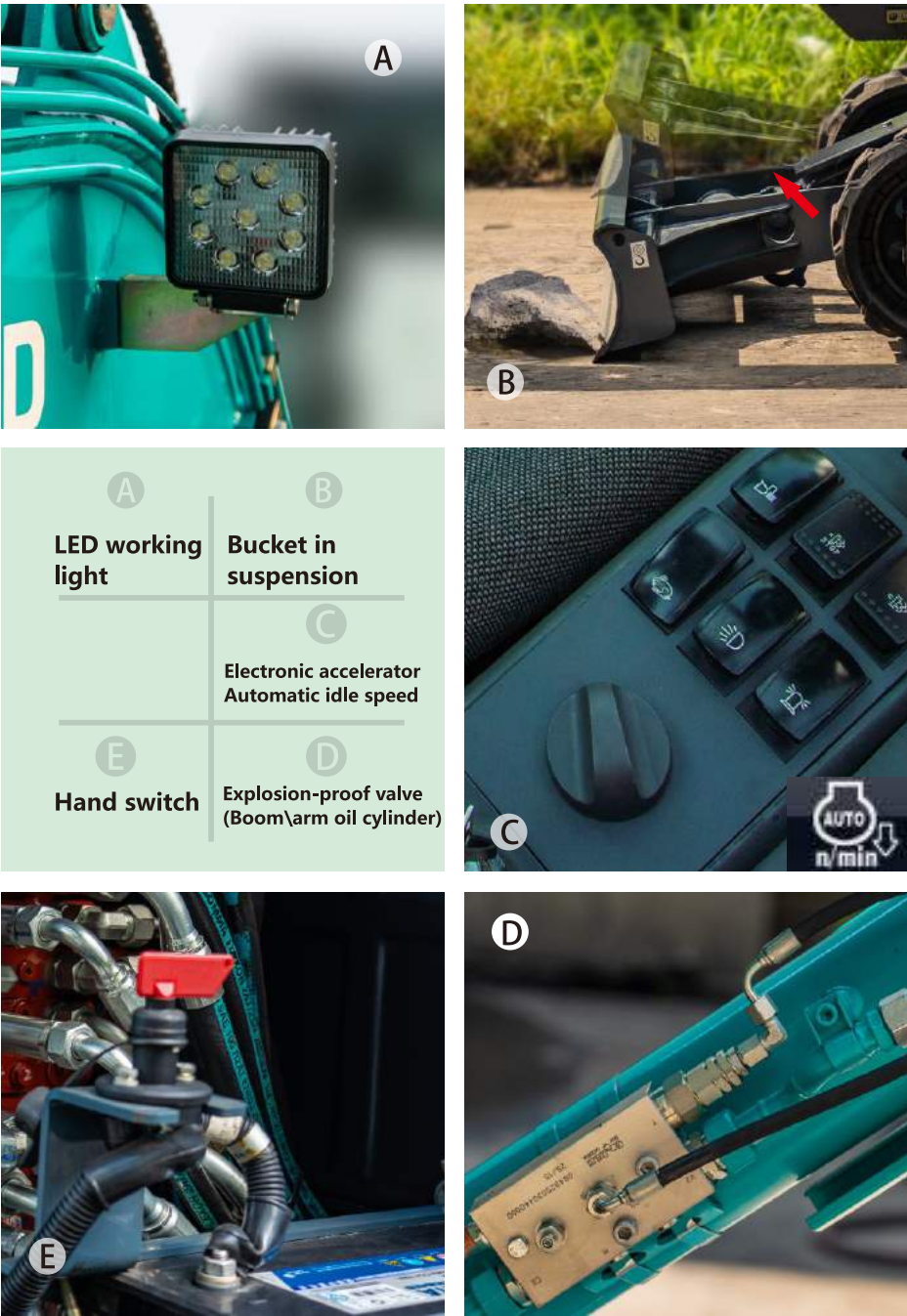
Strong power

The use of large-displacement turbocharged engines meeting Euro III and Euro V emission standards has the advantages of unilateral maintenance, strong power, being economic and green. The optimized low speed gears matching results in higher efficiency and lower fuel consumption when the engine is operating at low speed.



Color dashboard

The 7-inch LCD capacitive touch display screen with high brightness displays various operation information, supports work calendar inquiry. With WiFi function, it is easy to operate and know the machine status.






A	B
LED working light	Bucket in suspension
E	C
Hand switch	Electronic accelerator Automatic idle speed
	D
	Explosion-proof valve (Boom/arm oil cylinder)

Accessible Maintenance and Services



Easy service

Open covering parts, engine, main valve and other major components are easy to access, allowing easier service.



- A Air filter
- B Pilot filter
- C Engine oil filter
- D Engine oil filler
- E Oil-water separator
- F Expansion tank
- G Fuel filter
- H Air filter
- I Air spring locking mechanism
- J Fuel oil filler

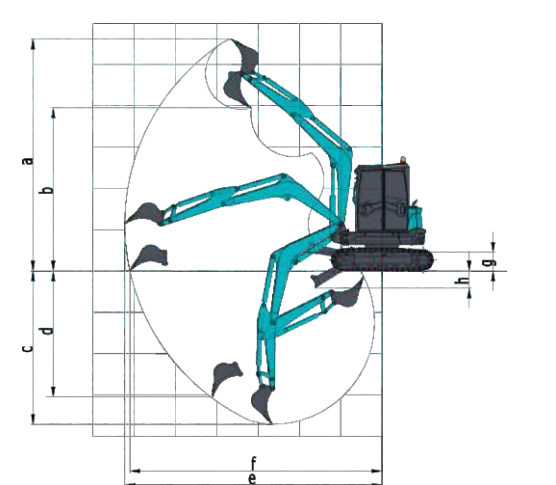
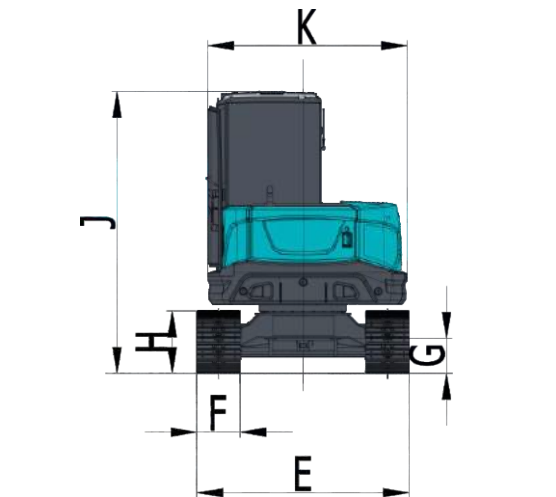
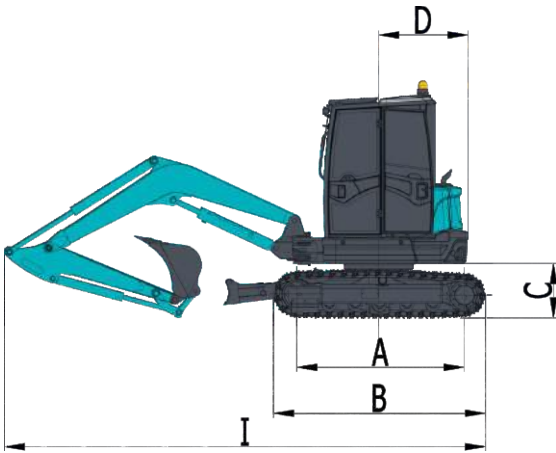
Equipment

The regular and optional equipment varies from country to country. For more information, please contact with us.

Engine		Cab	
Engine oil filter	●	AM/FM radio	●
Fuel filter	●	Cup holder	●
Oil-water separator	●	Floating shock absorber seat	●
Air filter	●	Air conditioner	●
Radiator	●	Engine neutral start system	●
Alternator	●	Retractable safety belt	●
Expansion tank	●	FOPS/TOPS cab	●
Electronic fuel pump	●	FOPS/TOPS canopy	○
Muffler	●	Windscreen washer and wiper	●
Hydraulic system		Left/right rearview mirror	●
Hydraulic pilot control rod	●	Cigar lighter	●
Slewing parking brake system	●	Safety device of front windscreen	○
Traveling parking brake system	●	Working devices	
Dual-speed traveling system	●	300 mm bucket	○
Auto traveling gear shifting system	●	680 mm bucket	●
Electro-hydraulic proportional handle (left)	○	1,500 mm bucket	○
Boom explosion-proof valve	●	1,600 mm arm	●
Arm explosion-proof valve	●	1,850 mm long rod	○
Dozer blade explosion-proof valve	○	Breaker pipeline	●
Operating mode switching valve	○	Auxiliary pipeline	●
Light		Mechanical quick change device	○
Boom light	●	Components of understructure	
Front cab light	●	400 mm rubber track	●
Warning light	●	400 mm steel track	○

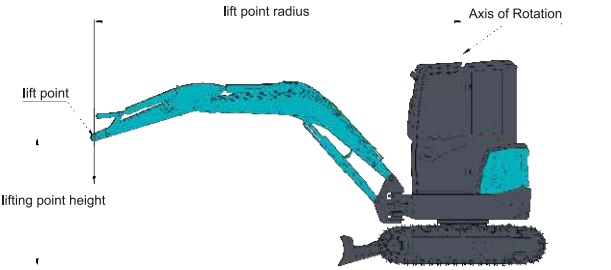
● Regular equipment ○ Optional equipment

SWE60UF Technical Parameters				
Overall dimension (L × W × H)			mm	5500X1980X2550
Dimensions	A	Length to center of rollers	mm	1965
	B	Total track length	mm	2495
	C	Ground clearance of platform	mm	630
	D	Platform tail slewing radius	mm	1050
	E	Chassis width	mm	1960
	F	Track width	mm	400
	G	Chassis clearance from the ground	mm	318
	H	Track height	mm	594
	I	Total length	mm	5498
	J	Cab roof height	mm	2550
	K	Upper-structure width	mm	1830
Working range	a	Max. cutting height	mm	5615
	b	Max. unloading height	mm	3950
	c	Max. digging depth	mm	3710
	d	Max. vertical digging depth	mm	3050
	e	Max. digging reach	mm	6230
	f	Max. digging reach at ground level	mm	6105
	g	Max. lift height of the dozer blade	mm	455
	h	Max. digging depth of the dozer blade	mm	415
	i	Swing radius (min.)	mm	2640
	Dozer blade length × width		mm	1960X340
Machine weight	with rubber track		kg	5630
	with steel track		kg	5700
Standard bucket capacity			m3	0.18
Digging force (bucket) (ISO)			kN	46.8
Digging force (arm) (ISO)			kN	31.1
Max. traction			kN	48.9
Deflection angle (boom)			°	R50/L70
Traveling speed (Max/Min)			km/h	4.07/2.43
Gradeability			°	35
Ground specific pressure			kPa	31.5
Swing speed			rpm	9.4
Engine	Brand			KUBOTA
	Model			V2607-DI-TE3B
	Type			4-cylinder and 4-stroke water cooling
	Displacement		L	2.615
	Power/speed (gross/net)		kW/rpm	36.5/2000 35/2000
Fuel tank capacity			L	70
Primary pump	Type			2 variable plunger pumps and 1 gear
	Flow rate		L/min	2×59+42
Pressure of main relief valve			MPa	2×24.5+21
Hydraulic tank capacity			L	70



Load Capacity:

Lift Point Height	Lift Point Radius(MAX)		Lift Point Radius(5.0m)		Lift Point Radius(4.0m)		Lift Point Radius(3.0m)	
	Over-front(kg)	Over-side(kg)	Over-front(kg)	Over-side(kg)	Over-front(kg)	Over-side(kg)	Over-front(kg)	Over-side(kg)
4.0	885.40*	837.50*	—	—	842.30*	861.40*	—	—
3.0	866.20*	581.70	—	—	885.40*	871.00*	—	—
2.0	832.70*	486.80	—	—	981.10*	697.20	1316.10*	1301.70*
1.0	890.20*	449.70	918.90*	474.50	1115.10*	631.20	1703.70*	969.50
0.0	1186.90*	585.80	1196.40*	614.70	1483.60*	750.90	1971.70*	1043.80
-1.0	1172.50*	614.70	—	—	1182.10*	639.50	1617.60*	837.50
-2.0	713.10*	833.40	—	—	713.10*	833.40	1397.40*	915.90



- Notes :
- 1、Load with * is limited by hydraulic capacity and based on ISO 10567.Rated loads do not exceed 87% of hydraulic capacity.
 - 2、Load without * is limited by tipping load and based on ISO 10567.Rated loads do not exceed 75% of tipping capacity.
 - 3、The excavator bucket,hook,sling and other lifting accessories are not included in this table.